



QUICK START GUIDE

ZECHO RANGE EXTENDER

PACKAGE CONTENTS

- 1: PDQ Smart Range Extender
- 2: BLE Antenna
- 3: Power Supply 5V@1A
- 4: Quick Start Guide

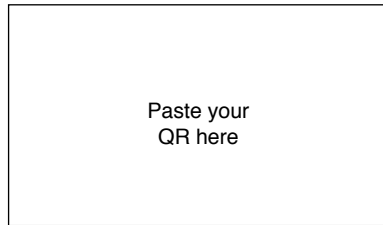


Paste your Product Label here

PRODUCT LABEL

PREREQUISITES

- 1: Active PDQ Smart Account - <https://portal.pdqlocks.com>
- 2: Install PDQ Smart App on Smartphone
- 3: Add at least 1 PDQ Smart Lock to account



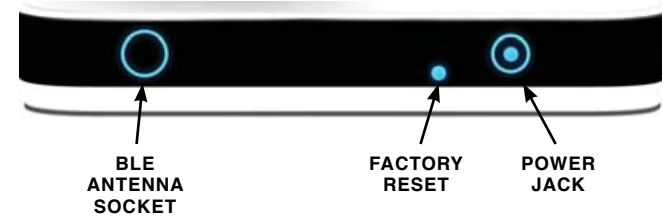
Paste your QR here

QR CODE

LED INDICATIONS:

EVENT	RED	WHITE	BLUE
Power On	Blink for 3 times	Blink for 3 times	Blink for 3 times
Factory Reset	Blink for 3 times	Blink for 3 times	Blink for 3 times
Bluetooth Connection	—	—	Blinking
Not Connected in network	—	—	Solid
Connected in network	OFF	OFF	OFF
Network request is in process	—	Blinking	—
Network request execute successfully	—	Solid for 3 Sec	—
Network request fail	Blink for 3 sec	—	—
Not Getting Network ID from Smart phone	Solid	—	—

1 PLUG IN & POWER UP




1

Screw BLE antenna into BLE Antenna Socket. Align to upright position



2

Plug power cord into Power Jack and power outlet



3

Verify the Green LED is ON, see the LED chart on this page for if any other light blinks or remains solid.



QUICK START GUIDE

ZECHO RANGE EXTENDER

2 REGISTER PDQ SMART RANGE EXTENDER TO PDQ SERVER



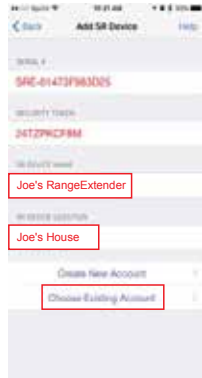
1 Launch PDQ Smart App on Smartphone. Tap **Device**



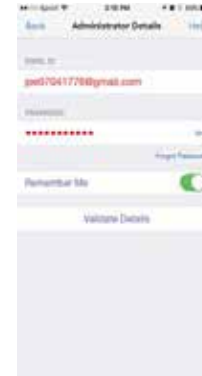
2 Tap drop down menu. Tap **Add SR Device**



3 Tap **SCAN QR CODE** and scan code.
**QR code is located on back of SR Ethernet bridge and front of this guide*



4 Enter user-friendly device name and device location. Tap **Choose Existing Account**.



5 Enter credentials and tap **Validate Details**



6 Tap **Register SR Device**



7 Once registration is complete, the Range Extender home screen will appear and your devices are ready to use.

Note:
If Range Extender is not able to connect with PDQ SMART Network then please restart it and wait for 1 minute



For product support go to: <https://www.pdqlocks.com/about-pdq-smart/>

Contact us at support@pdqlocks.com or Customer Service at 800.441.9692

Headquarters: 2754 Creek Hill Road • Leola, PA 17540 • 800.441.9692 • 717.656.6892 Fax

Regional Distribution Centers: Kansas City, MO, Salt Lake City, UT, Seattle, WA